

# Countryfriends83

Ecole de Danse

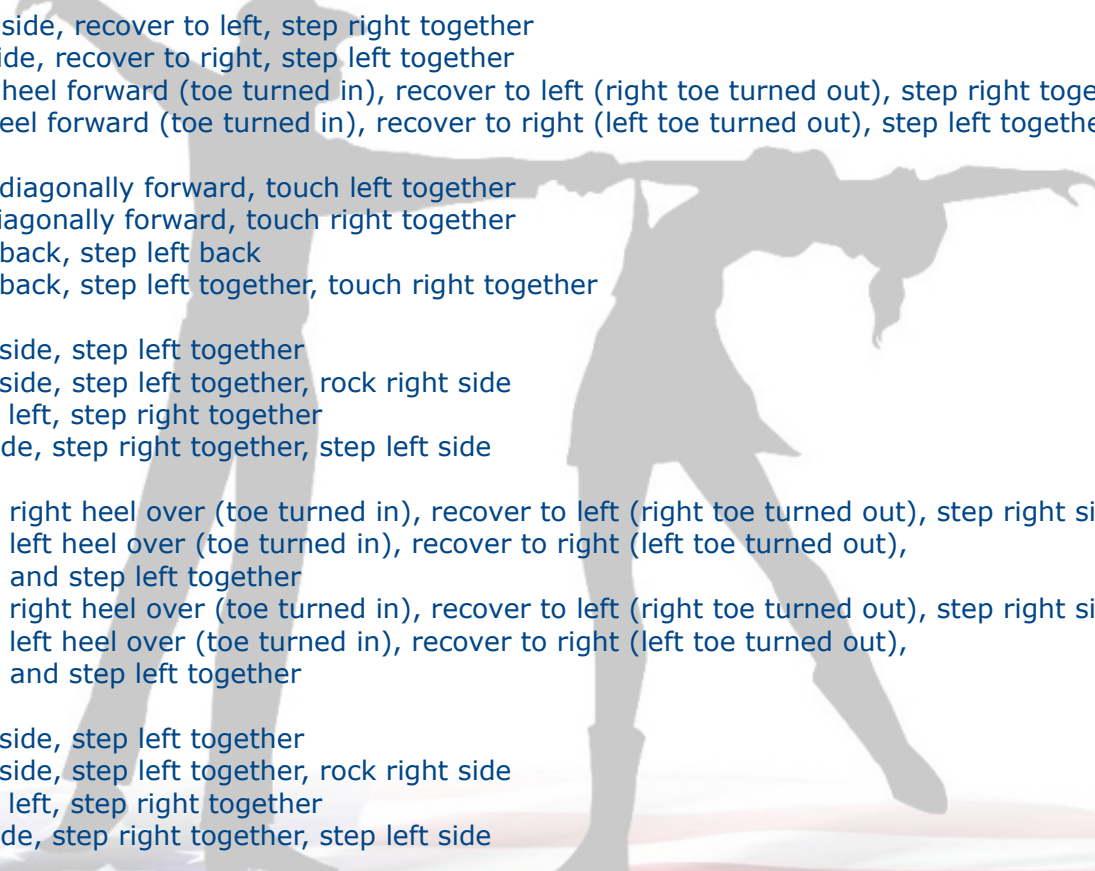
## MONA LISA

128 Count, 1 Wall, Advanced, Rumba

Choreographer: Raymond Sarlemijn (NL), Roy Hadisubroto (NL) & Fiona Murray (IRL)

Music: Smile Mona Lisa by Will.I.Am

Start dancing on lyrics

- 
- 1&2 Rock right side, recover to left, step right together  
3&4 Rock left side, recover to right, step left together  
5&6 Rock right heel forward (toe turned in), recover to left (right toe turned out), step right together  
7&8 Rock left heel forward (toe turned in), recover to right (left toe turned out), step left together
- 1-2 Step right diagonally forward, touch left together  
3-4 Step left diagonally forward, touch right together  
5-6 Step right back, step left back  
7&8 Step right back, step left together, touch right together
- 1-2 Step right side, step left together  
3&4 Step right side, step left together, rock right side  
5-6 Recover to left, step right together  
7&8 Step left side, step right together, step left side
- 1&2 Cross/rock right heel over (toe turned in), recover to left (right toe turned out), step right side  
3&4 Cross/rock left heel over (toe turned in), recover to right (left toe turned out),  
turn ¼ left and step left together  
5&6 Cross/rock right heel over (toe turned in), recover to left (right toe turned out), step right side  
7&8 Cross/rock left heel over (toe turned in), recover to right (left toe turned out),  
turn ¼ left and step left together
- 1-2 Step right side, step left together  
3&4 Step right side, step left together, rock right side  
5-6 Recover to left, step right together  
7&8 Step left side, step right together, step left side
- 1&2 Cross/rock right heel over (toe turned in), recover to left (right toe turned out), step right side  
3&4 Cross/rock left heel over (toe turned in), recover to right (left toe turned out),  
turn ¼ left and step left together  
5&6 Cross/rock right heel over (toe turned in), recover to left (right toe turned out), step right side  
7&8 Cross/rock left heel over (toe turned in), recover to right (left toe turned out),  
turn ¼ left and step left together

**Cathy MERIOT** - Choréographe / Instructor

106 I chemin des Jardins

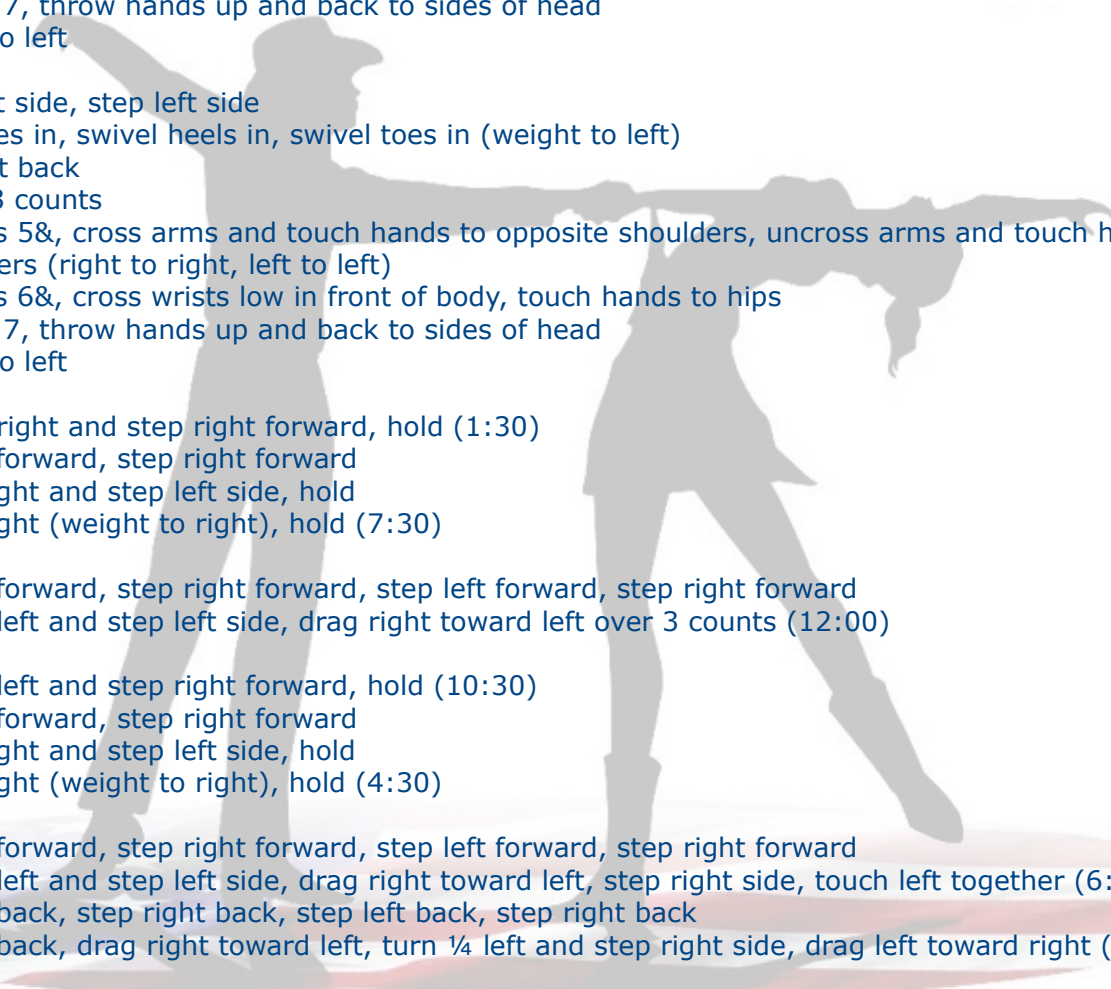
**83920 LA MOTTE en PROVENCE**

tél : 06.61.17.10.82 courriel : [cathy.meriot83@sfr.fr](mailto:cathy.meriot83@sfr.fr)

[www.countryfriends83.fr](http://www.countryfriends83.fr)

# Countryfriends83

Ecole de Danse

- 
- 1& Step right side, step left side  
2&3 Swivel toes in, swivel heels in, swivel toes in (weight to left)  
4 Rock right back  
5-7 Hold for 3 counts  
On counts 5&, cross arms and touch hands to opposite shoulders, uncross arms and touch hands to shoulders (right to right, left to left)  
On counts 6&, cross wrists low in front of body, touch hands to hips  
On count 7, throw hands up and back to sides of head  
8 Recover to left
- 1& Step right side, step left side  
2&3 Swivel toes in, swivel heels in, swivel toes in (weight to left)  
4 Rock right back  
5-7 Hold for 3 counts  
On counts 5&, cross arms and touch hands to opposite shoulders, uncross arms and touch hands to shoulders (right to right, left to left)  
On counts 6&, cross wrists low in front of body, touch hands to hips  
On count 7, throw hands up and back to sides of head  
8 Recover to left
- 1-2 Turn 1/8 right and step right forward, hold (1:30)  
3-4 Step left forward, step right forward  
5-6 Turn 1/4 right and step left side, hold  
7-8 Turn 1/4 right (weight to right), hold (7:30)
- 1-4 Step left forward, step right forward, step left forward, step right forward  
5-8 Turn 5/8 left and step left side, drag right toward left over 3 counts (12:00)
- 1-2 Turn 1/8 left and step right forward, hold (10:30)  
3-4 Step left forward, step right forward  
5-6 Turn 1/4 right and step left side, hold  
7-8 Turn 1/4 right (weight to right), hold (4:30)
- 1-4 Step left forward, step right forward, step left forward, step right forward  
5-8 Turn 5/8 left and step left side, drag right toward left, step right side, touch left together (6:00)  
1-4 Step left back, step right back, step left back, step right back  
5-8 Step left back, drag right toward left, turn 1/4 left and step right side, drag left toward right (3:00)
- 1-4 Step left forward, step right forward, step left forward, step right forward  
5-8 Cross/rock left over, recover to right, turn 1/2 left and step left forward, turn 1/2 left and step right back (3)
- 1-2 Turn 1/2 left and step left forward, step right forward,  
3-4 Turn 1/8 left and step left forward, turn 1/8 left and step right forward (6:00)  
5-8 Turn 1/4 left and step left forward, turn 1/4 left and step right forward, step left forward, hop left forward (12:00)

**Cathy MERIOT** - Choréographe / Instructor

106 I chemin des Jardins

**83920 LA MOTTE en PROVENCE**

tél : 06.61.17.10.82 courriel : [cathy.meriot83@sfr.fr](mailto:cathy.meriot83@sfr.fr)

[www.countryfriends83.fr](http://www.countryfriends83.fr)

# Countryfriends83

Ecole de Danse

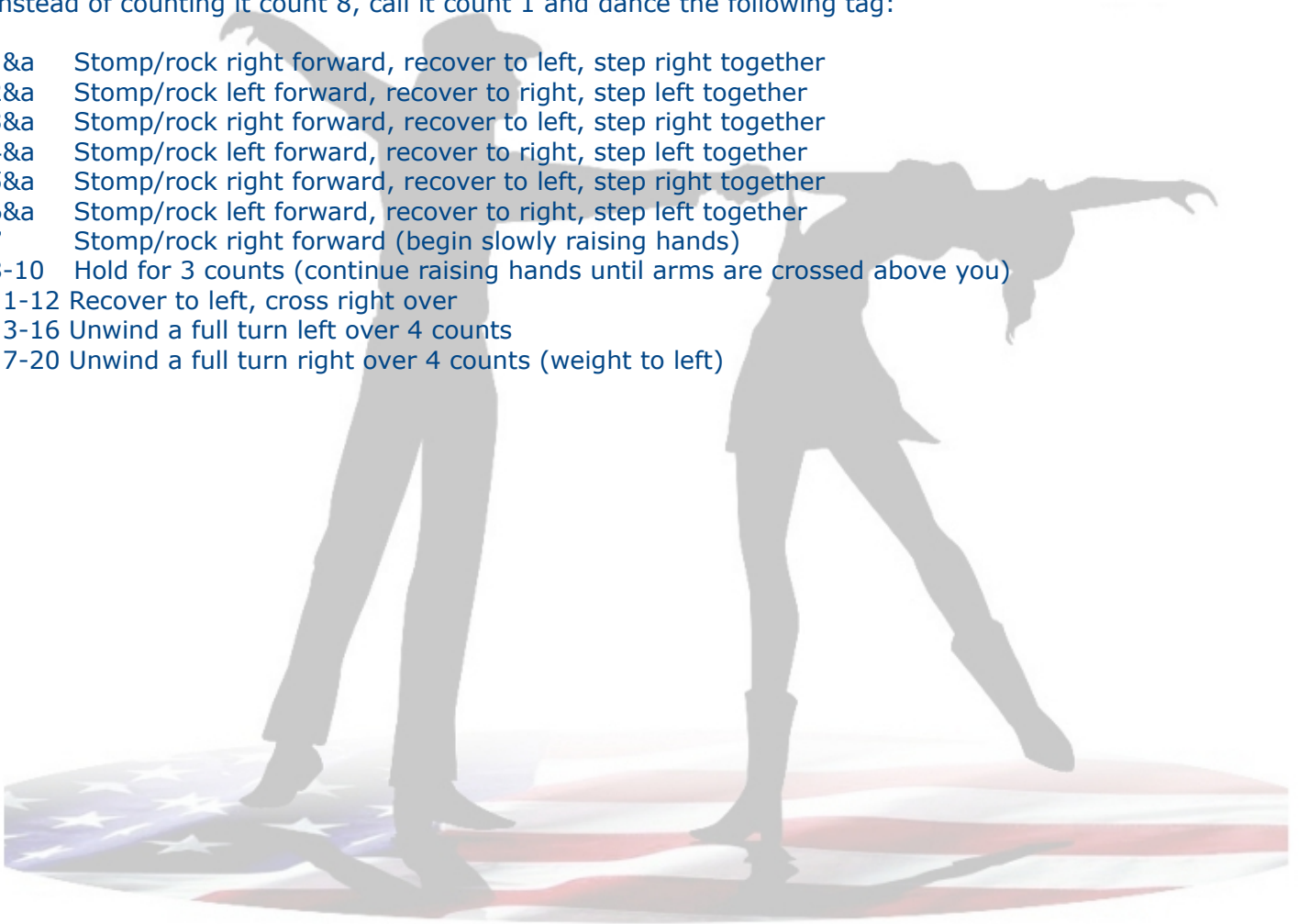
- 1-2 Step right forward, turn  $\frac{1}{4}$  right and step left forward,
- 3-4 Turn  $\frac{1}{4}$  right and step right forward, step left forward (6:00)
- 5-6 Turn  $\frac{1}{4}$  right and step right forward, turn  $\frac{1}{4}$  right and step left forward,
- 7-8 Step right forward, hop both feet forward (weight to left)

**TAG 1** At the end of wall 2, change the final count 7 to hop both feet slightly forward.

On count 8 the rhythm changes dramatically.

Instead of counting it count 8, call it count 1 and dance the following tag:

- 1&a Stomp/rock right forward, recover to left, step right together
- 2&a Stomp/rock left forward, recover to right, step left together
- 3&a Stomp/rock right forward, recover to left, step right together
- 4&a Stomp/rock left forward, recover to right, step left together
- 5&a Stomp/rock right forward, recover to left, step right together
- 6&a Stomp/rock left forward, recover to right, step left together
- 7 Stomp/rock right forward (begin slowly raising hands)
- 8-10 Hold for 3 counts (continue raising hands until arms are crossed above you)
- 11-12 Recover to left, cross right over
- 13-16 Unwind a full turn left over 4 counts
- 17-20 Unwind a full turn right over 4 counts (weight to left)



**Cathy MERIOT** - Choréographe / Instructor

106 I chemin des Jardins

**83920 LA MOTTE en PROVENCE**

tél : 06.61.17.10.82 courriel : [cathy.meriot83@sfr.fr](mailto:cathy.meriot83@sfr.fr)

[www.countryfriends83.fr](http://www.countryfriends83.fr)